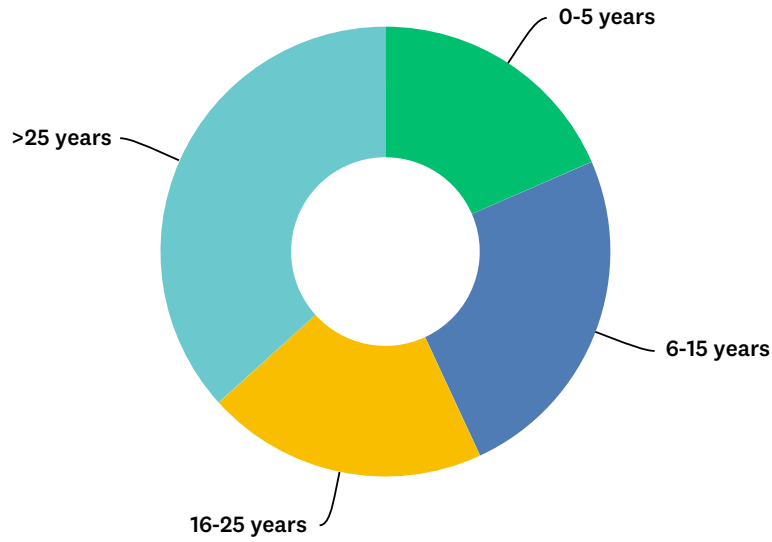


# Q1 How many years have you been a parishioner of St. Michaels?

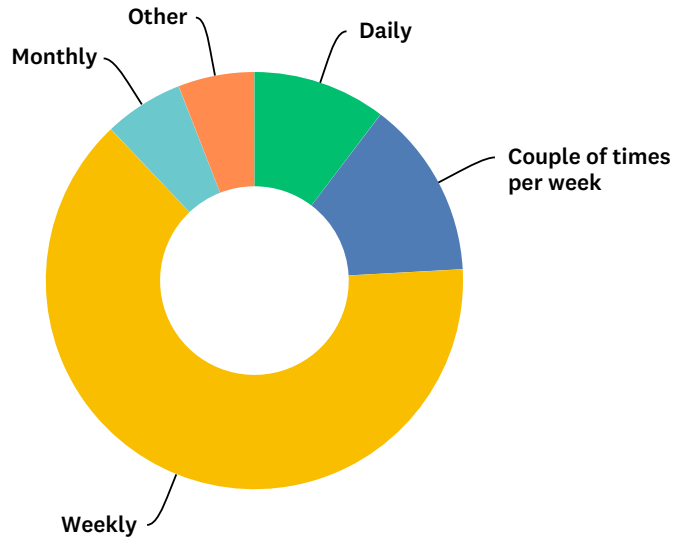
Answered: 406 Skipped: 4



ANSWER CHOICES	RESPONSES	
0-5 years	18.47%	75
6-15 years	24.63%	100
16-25 years	20.20%	82
>25 years	36.70%	149
TOTAL		406

## Q2 What frequency do you attend mass at St. Michael parish?

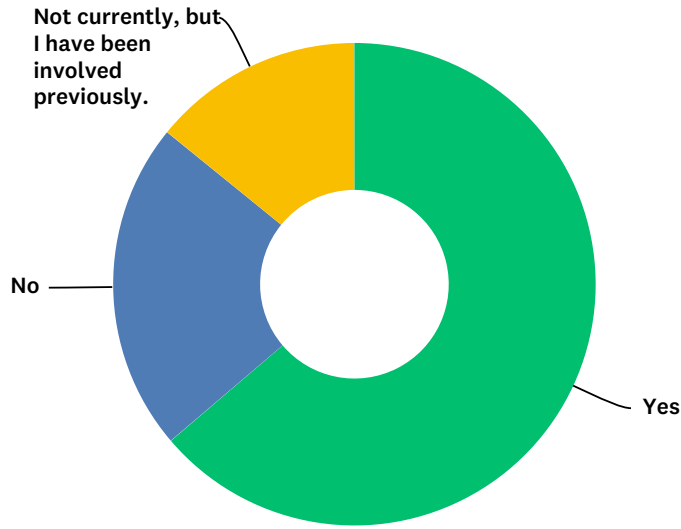
Answered: 406 Skipped: 4



ANSWER CHOICES	RESPONSES	
Daily	10.34%	42
Couple of times per week	13.79%	56
Weekly	63.79%	259
Monthly	6.16%	25
Other	5.91%	24
TOTAL		406

### Q3 Are you currently involved with any ministries at St. Michael parish?

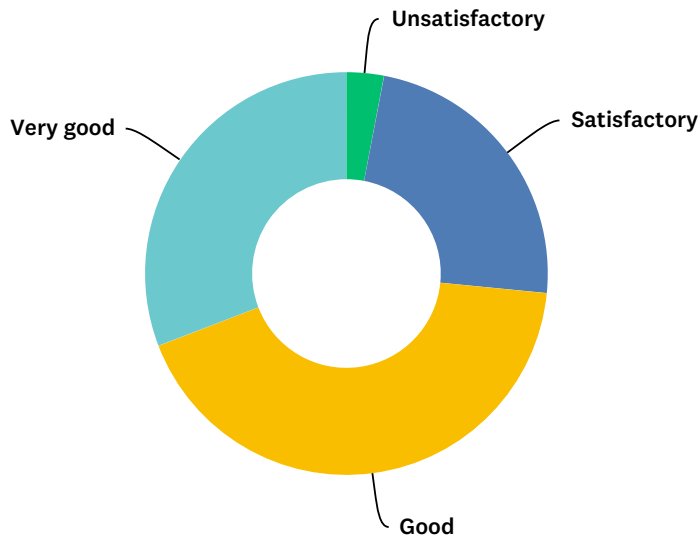
Answered: 403 Skipped: 7



ANSWER CHOICES	RESPONSES	
Yes	63.77%	257
No	22.08%	89
Not currently, but I have been involved previously.	14.14%	57
<b>TOTAL</b>		<b>403</b>

## Q4 Please rate the Mass experience at St. Michael parish.

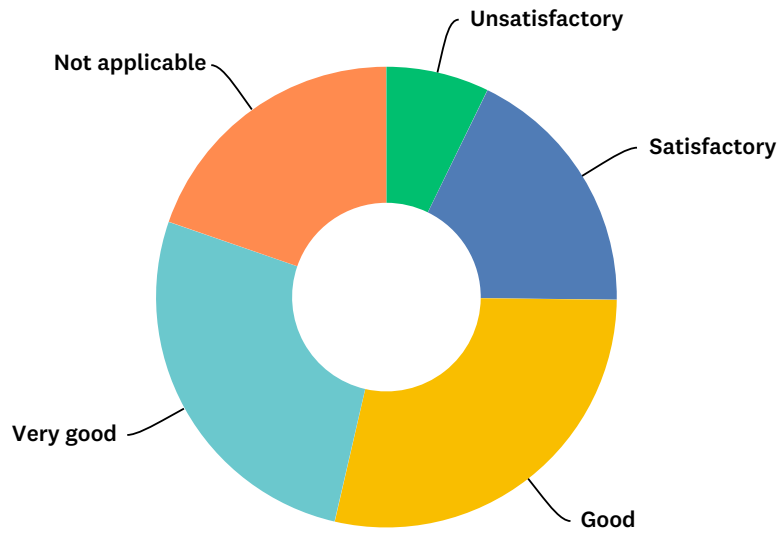
Answered: 399 Skipped: 11



ANSWER CHOICES	RESPONSES
Unsatisfactory	3.01% 12
Satisfactory	23.56% 94
Good	42.61% 170
Very good	30.83% 123
TOTAL	399

## Q5 Please rate the Office responsiveness.

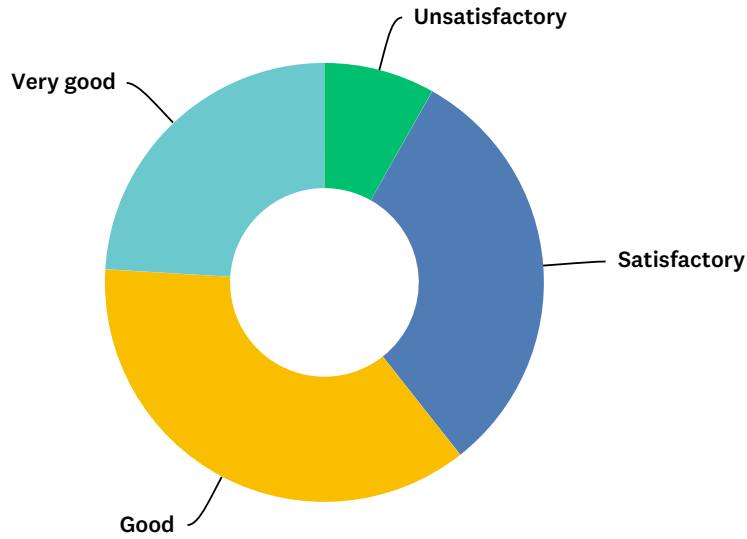
Answered: 401 Skipped: 9



ANSWER CHOICES	RESPONSES	
Unsatisfactory	7.23%	29
Satisfactory	17.96%	72
Good	28.43%	114
Very good	26.68%	107
Not applicable	19.70%	79
<b>TOTAL</b>		<b>401</b>

### Q6 Please rate the availability of confession.

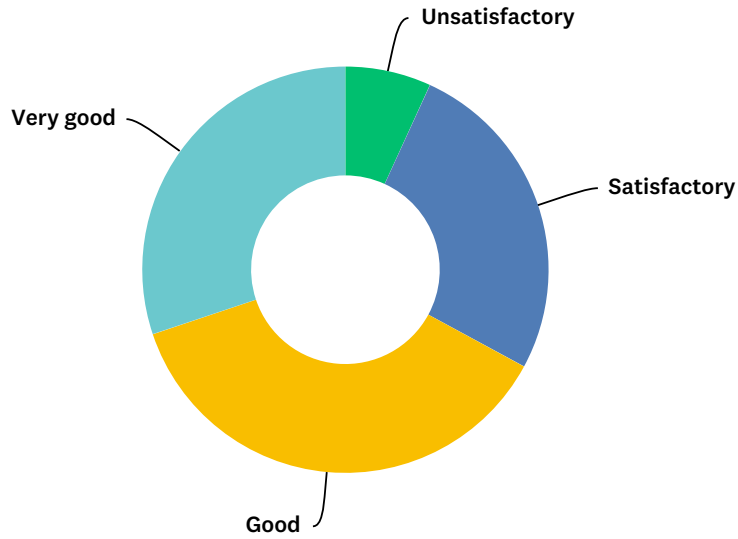
Answered: 391 Skipped: 19



ANSWER CHOICES	RESPONSES	
Unsatisfactory	8.18%	32
Satisfactory	31.20%	122
Good	36.57%	143
Very good	24.04%	94
TOTAL		391

## Q7 Please rate how welcoming our parish is.

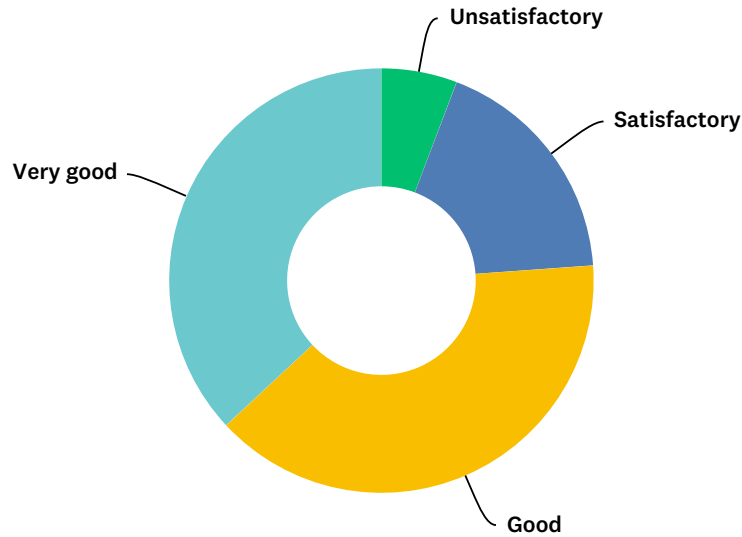
Answered: 395 Skipped: 15



ANSWER CHOICES	RESPONSES	
Unsatisfactory	6.84%	27
Satisfactory	26.08%	103
Good	36.96%	146
Very good	30.13%	119
<b>TOTAL</b>		<b>395</b>

## Q8 How does our parish embrace culture and diversity?

Answered: 398 Skipped: 12

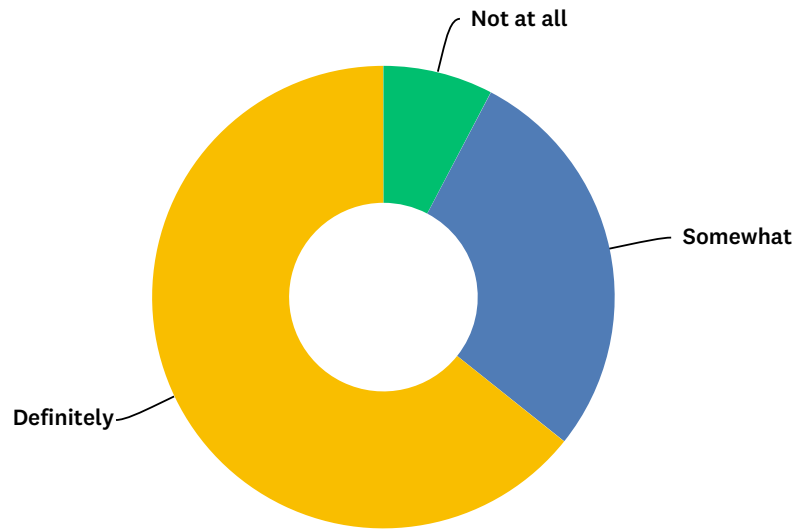


ANSWER CHOICES	RESPONSES	
Unsatisfactory	5.78%	23
Satisfactory	18.09%	72
Good	39.20%	156
Very good	36.93%	147
TOTAL		398



## Q9 Do you view St. Michael School as a part of the parish?

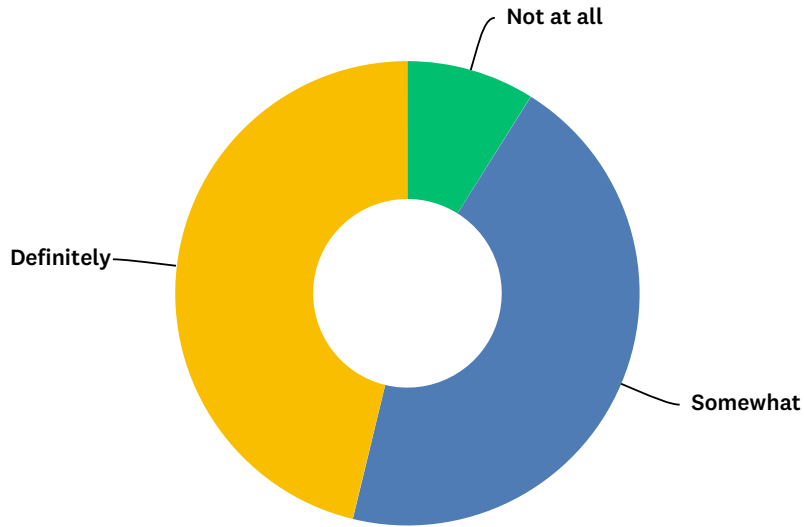
Answered: 403 Skipped: 7



ANSWER CHOICES	RESPONSES	
Not at all	7.69%	31
Somewhat	28.04%	113
Definitely	64.27%	259
TOTAL		403

# Q10 Do the children and adult faith formation programs meet your needs?

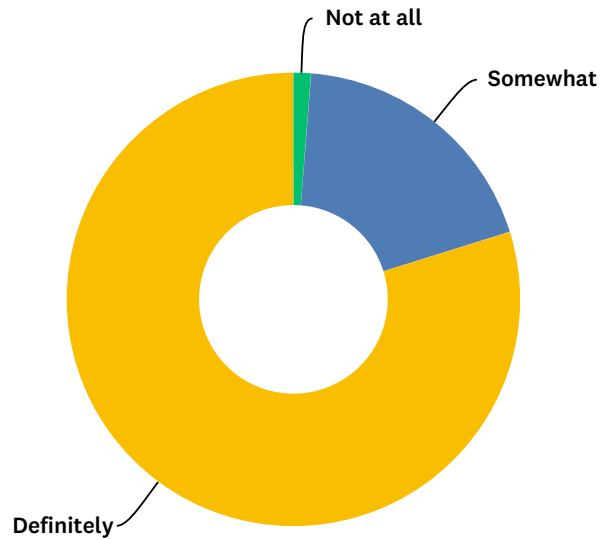
Answered: 370 Skipped: 40



ANSWER CHOICES	RESPONSES	
Not at all	8.92%	33
Somewhat	44.86%	166
Definitely	46.22%	171
TOTAL		370

# Q11 Would you recommend St. Michael parish to a friend or family member?

Answered: 401 Skipped: 9



ANSWER CHOICES	RESPONSES	
Not at all	1.25%	5
Somewhat	18.95%	76
Definitely	79.80%	320
TOTAL		401

## Q12 What do you like about St. Michael parish?

Answered: 352 Skipped: 58

## Q13 What would you like to see improved at St. Michael parish?

Answered: 344 Skipped: 66

## Q14 What area of facilities would you like to see improved?

Answered: 297 Skipped: 113

## Q15 Contact Information (optional)

Answered: 151 Skipped: 259

ANSWER CHOICES	RESPONSES	
Name	98.01%	148
Company	0.00%	0
Address	0.00%	0
Address 2	0.00%	0
City/Town	0.00%	0
State/Province	0.00%	0
ZIP/Postal Code	0.00%	0
Country	0.00%	0
Email Address	89.40%	135
Phone Number	84.11%	127